



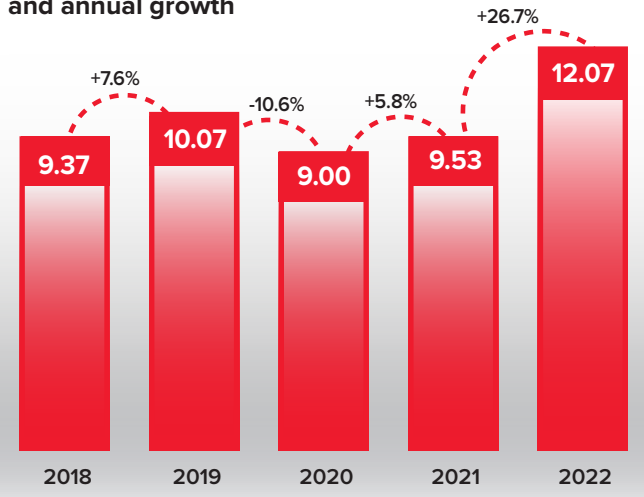
CISAC GLOBAL COLLECTIONS REPORT

HIGHLIGHTS AT A GLANCE

GLOBAL COLLECTIONS ROSE +26.7% TO EUR12.1BN IN 2022

Global collections for creators saw record growth in 2022, rising by more than one-quarter to reach EUR12.1bn.

Global collections (EUR billion) and annual growth

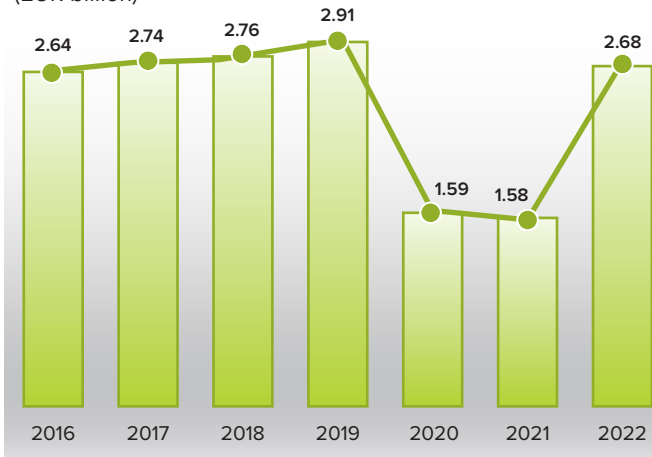


The sharp increase was driven by a strong global recovery in live and public performance after the pandemic, combined with continued robust growth in digital income. Global collections are now at their highest level on record and in 2022 were +19.8% above their pre-pandemic level of 2019.

LIVE AND PUBLIC PERFORMANCE ROYALTIES GROW BY TWO-THIRDS

Royalties from the live and public performance sector, including concerts, background, exhibitions and theatres, increased +69.9% in 2022 as festivals, music tours and businesses reopened.

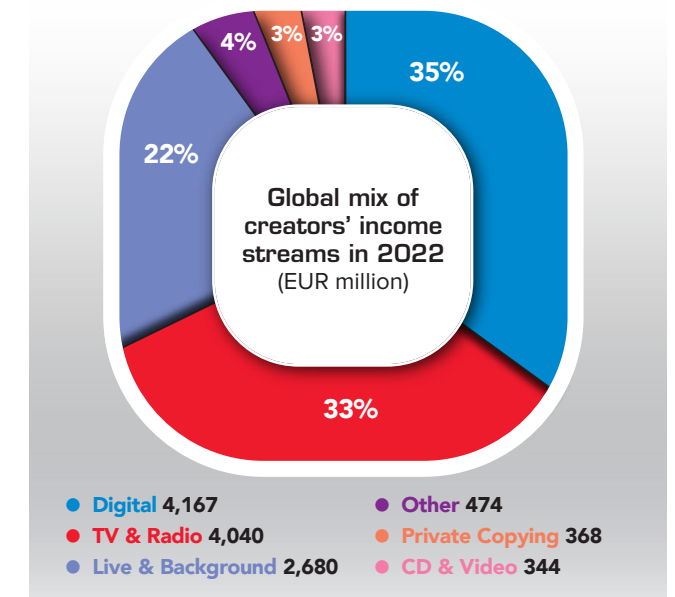
Live and background collections (EUR billion)



Despite this, the sector's return to health fell short of complete recovery, remaining -7.9% below the pre-pandemic level of 2019. The majority of the growth was in Europe, where royalties increased by more than three-quarters of a billion euros, while collections in Latin America more than tripled.

DIGITAL OVERTAKES BROADCAST AS CREATORS' TOP INCOME SOURCE

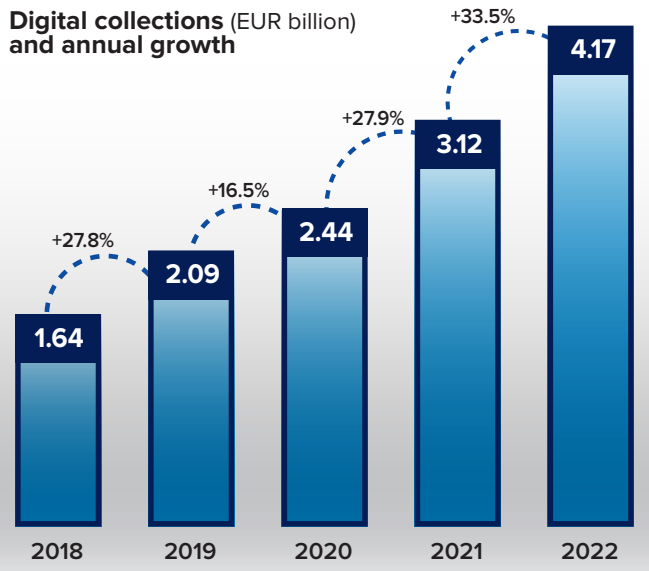
For the first time, digital became the largest source of revenue for creators, driven by continued growth of subscription streaming and renewed or new licensing deals by societies.



Digital income in 2022 accounted for 35% of all collections, double the share of five years earlier in 2018. Digital's rise comes alongside the continued resilience of TV and radio royalties, up +11% in 2022. Other income streams are led by private copying (EUR368m) and CD and video (EUR344m).

DIGITAL INCOME EXCEEDS EUR4BN AFTER A DECADE OF DOUBLE-DIGIT GROWTH

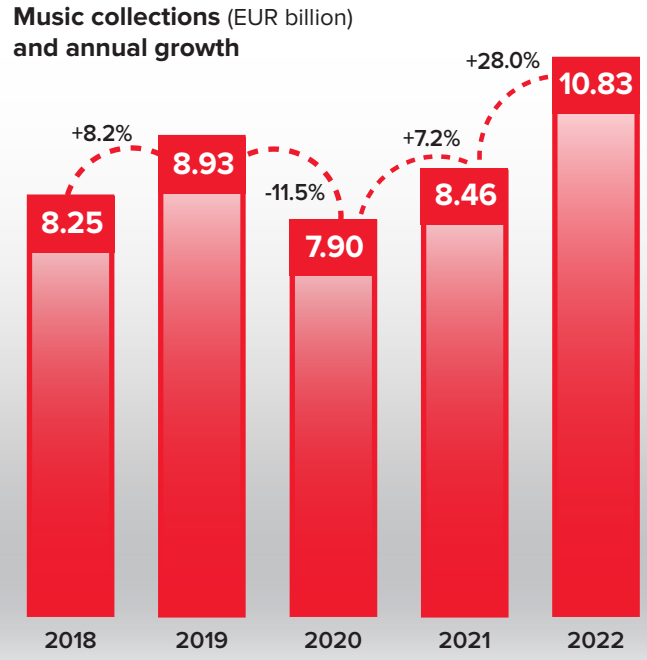
Collections from the digital use of creators' works increased by +33.5% in 2022 to EUR4.2bn, boosted mainly by continued growth in music streaming and subscription video on demand (SVOD).



Digital collections were substantially boosted by the pandemic and are now double the pre-pandemic level of 2019. However, in the context of wider creative industries' revenues, digital is still under-performing as an income source for creators. In the music sector, digital comprises 35% of all collections, less than half the corresponding share (71%) in the recording industry.

GLOBAL MUSIC COLLECTIONS RISE +28.0%

Total collections for composers and songwriters increased by +28.0% in 2022 to exceed EUR10bn for the first time. Strong streaming subscription income helped digital collections rise by a record +33.5% to become the largest income stream for music creators.



Total music collections growth was also boosted by the resurgence of live concerts: within the "live and background" category, royalties from live concerts rose +185.7% in 2022, according to a sample of more than 100 societies. Collections from TV and radio rose +11.4%.

DIGITAL DRIVES GROWTH IN SMALLER COLLECTING MARKETS

A growing number of territories are seeing a combination of high market shares and continuing strong growth in digital collections, in particular in the Asia-Pacific region. Smaller territories with high digital market shares have seen exponential growth during the three-year pandemic, as streaming consumption and subscription rates rise and new licensing deals are reached.

Leading digital markets by share and 3-year growth rate

Country/Territory	Market share 2022	Growth 2019-2022
INDONESIA	99.5%	+297.7%
VIETNAM	92.1%	+584.7%
THAILAND	83.0%	+269.2%
PHILIPPINES	79.3%	+168.9%
MEXICO	70.4%	+155.9%
TURKEY	67.6%	+80.9%
INDIA	67.1%	+532.7%
HONG KONG	65.9%	+36.4%
TAIWAN, CHINESE TAIPEI	64.9%	+188.2%
SWEDEN	56.2%	+72.1%

ALL THE WORLD'S LARGEST MARKETS SEE GROWTH

All of the world's ten largest collecting territories saw increased growth in 2022 with the average growth rate exceeding +25%.

Top 10 markets: 2022 and growth 2019–2022 (EUR million)

Country/Territory	Collections	Growth 2022	Growth 2019–2022
UNITED STATES	2,624	+30.5%	+33.3%
FRANCE	1,697	+35.7%	+25.3%
UNITED KINGDOM	1,088	+23.1%	+32.4%
GERMANY	964	+17.0%	+11.0%
JAPAN	849	+3.7% (+10.1%)*	-4.1% (+8.4%*)
ITALY	568	+38.1%	-6.2%
AUSTRALASIA	426	+24.1%	+23.5%
CANADA	338	+25.7%	+31.4%
NETHERLANDS	293	+22.0%	+25.8%
SPAIN	274	+37.4%	+35.4%
TOP 10 TOTAL	9,181		
GLOBAL TOTAL	12,074		

* in local currency

GROWTH IN ALL REPERTOIRES

Drama was the fastest-growing repertoire in 2022, with royalties increasing by +89.4% after being worst affected by lockdown restrictions.

Collections by repertoire, evolution in 2022 (EUR million)

Repertoire	Collections	Growth
Audiovisual	646	+11.0%
Dramatic	169	+89.4%
Literary	207	+5.3%
Music	10,832	+28.0%
Visual Arts	220	+12.8%
GRAND TOTAL	12,074	+26.7%

Despite this, drama was the only repertoire to remain below its 2019 level. Every other sector saw growth. Music consolidated on its earlier 2021 recovery to rise by more than one-quarter.

LATIN AMERICA LEADS GROWTH TABLE AS ALL REGIONS EXPAND

Every region saw growth in 2022 with Europe remaining the largest at more than half the global total. Strong growth in North America slightly narrowed the gap to second place whilst revenues in Latin America increased by +66.1%, helped by the trebling of live and background income. ■

Share and growth of collections by region (EUR million)

